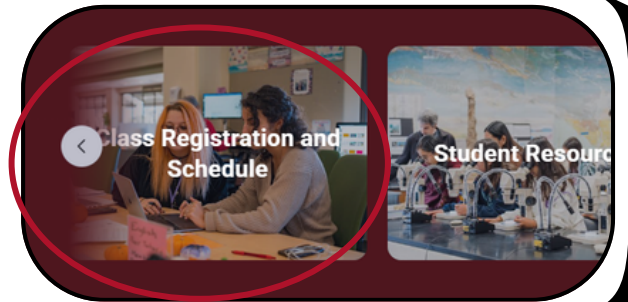


# How to **Change** Your Preferred Name

SANTA BARBARA CITY COLLEGE | Welcome Center

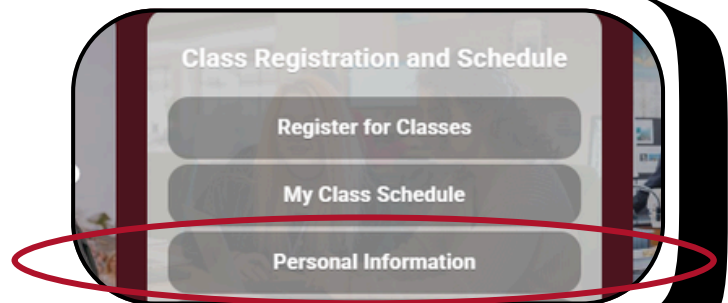
1

Go to [My.SBCC.edu](https://www.sbccc.edu)



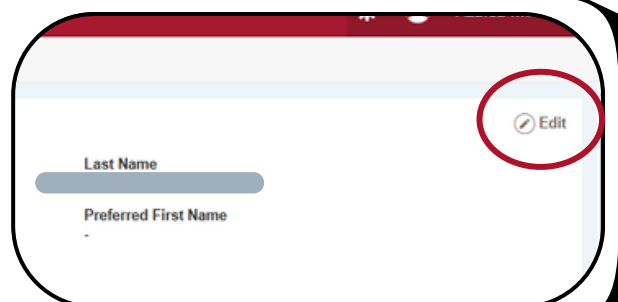
2

**Hover** over “Class Registration and Schedule” and **click** on “**Personal Information**”



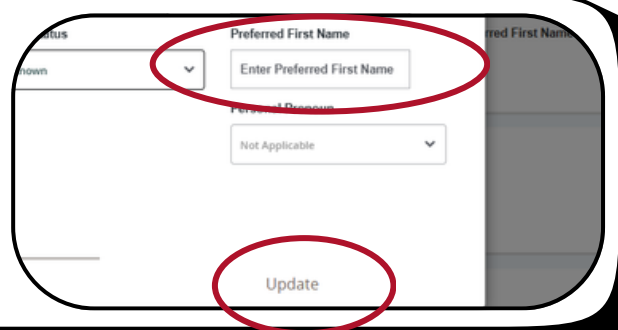
3

**Click** on “**Edit**” in the top right-hand corner



4

Enter your Preferred First Name and **click** “**Update**”



Questions? Visit: [www.sbccc.edu/admissions](https://www.sbccc.edu/admissions)